

lesson 3

Unit 22 Theme:

Rules to Live By

Today is Father's Day. Some students may not have a father who is present in their lives. Adapt the lesson as needed to fit the various family situations in your class.

Honoring Parents

STEP 1 Life Need (5–10 minutes)

- Talk about respecting and honoring authority figures.
 Whiteboard and marker

STEP 2 Bible Learning (15–20 minutes)

- **Bible Study:** Consider how Jesus followed the commandment to honor His parents.
 Bible Adventures pp. 2–3, “Ten Commandments” Teaching Aid, Bibles
- **Bible Review:** Discuss how Jesus can serve as a good example for resolving disagreements with parents.
- **Optional:** Roleplay an interview with Mary and Joseph about losing and finding Jesus.

STEP 3 Bible Application (5–10 minutes)

- **Memory Work:** Evaluate how the actions of children affect their parents.
 Bible Adventures p.1, pencils

STEP 4 Life Response (about 5 minutes)

- Make a card and fill in some coupons for parents or loved ones.
 Bible Adventures p. 4, pencils
 Construction paper, scissors, glue
- **Optional Activity:** Prayer journal assignment

Memory Verse

Listen, my son, to your father's instruction and do not forsake your mother's teaching.

—Proverbs 1:8

Bible Basis:

God commands respect for parents (Exod. 20:12). As a boy, Jesus learns to obey His parents (Luke 2:41-52).

Bible Truth:

Jesus tells us to honor our parents.

Lesson Aim:

That your students will learn special ways to honor their parents this week.

Understanding the Bible

This week's lesson of Jesus' visit to the temple as a young boy teaches how Jesus showed respect and obedience to His heavenly Father as well as to Mary and Joseph.

The account of Jesus' visit to the temple as a youth is the only incident from Jesus' childhood recorded in Scriptures—other than those events surrounding His birth.

All male Israelites were required to attend three annual festivals. Even the boys were required to make their appearance in the temple at these times. Jesus may have made this trip before, although this is the only instance mentioned in the Bible.

While at the Passover festival, Jesus sat in on the discussion among the rabbis gathered in one of the outer courts of the temple. Jesus had an agile mind and He had a genuine desire to learn, so He listened to the rabbis and asked questions. Even though Jesus was the Son of God, He still felt the need to grow in wisdom (Luke 2:52).

Jesus' consciousness that He was the Son of God did not interfere in any way with His duties toward and obedience to Mary and Joseph (Luke 2:52).

God had given specific instructions for parents and children (Lev. 19:3). Love of parents and children for each other

—continued on next page

indicates items you will need to prepare before class

Understanding the Bible —cont'd

is taught throughout the Bible. The commandment to honor parents is the first one of the 10 dealing with human relationships.

It is easy to find biblical examples of people who honored their parents. Ruth left her own country of Moab to accompany her mother-in-law, Naomi, to Bethlehem where she cared for her. David took care of his father's sheep. When his father sent him to find out how his brothers were doing in an Israeli battle with the Philistines, David went willingly.

The best example of all is Jesus Himself. He obeyed and respected Mary and Joseph (Luke 2:51). And years later, as Jesus hung dying on the cross, He spoke to John and asked him to care for His mother, Mary (John 19:26-27).

TIPS

Classroom

Here are some tips to help make class discussions meaningful for all students, regardless of their family background.

- Point out that there is no such thing as a “perfect” family.
- Try to vary your class discussions so that a variety of family structures are included. Also remember to be sensitive to those cases mentioned. About 70 percent of single-parent families today are headed by women. Extended families also exist where there can be two, three, or even four generations in one household.
- There are some examples of different types of biblical families. Mentioning this will help your students understand that not all families are the same. (Samples could be the following: two generations—Peter [and his wife] living with mother-in-law; three generations—Ruth, Naomi/Boaz, Obed; living away from home—Samuel; living with halfbrothers and sisters—Jesus; being adopted—Moses.)

Understanding Your Students

The family unit is important to upper-elementary students even though some of them are entering the stage of conflict with parents that often comes with adolescence. Many of them accept rules and regulations with only minor grumbling. Preteens still think of their parents as a source of instruction and comfort.


Love (expressed through respect for each other) is the basis of right relationships between children and parents.



PRESESSION ACTIVITIES

Choose from the following activities to do as students are arriving.

■ Have “The Ten Commandments” Teaching Aid available for your students to study and discuss. They could review the commandment from last week or look ahead to the commandment that will be studied this week.



“The Ten Commandments” Teaching Aid

■ Write the letters of the word *HONOR* down the left side of a whiteboard. For each letter, have students think of a word or short phrase that tells of a way to honor someone they respect. They can write the phrase or word beside the proper letter. Some examples for H could be HUGS, HELPING, HAVING A PARTY.

whiteboard and markers

■ For Worship Time, use the songs on the DisKit CD from the Creative Teaching Aids packet.

DisKit CD, CD player



STEP 1 

Life Need
(5–10 minutes)

Lesson Aim:





That your students will learn special ways to honor their parents this week.

Objective: That your students will talk about honoring and respecting authority figures.




Materials:

- Whiteboard and marker

To start your students thinking about honoring authority figures, pose a few questions. After asking each question, write four of your students' answers on the board. Add a fifth that is "other." Assign a corner or circle for each answer and the middle of the room as "other." Have your preteens move to the answer that best describes them. Then gather the class back together for the next question.

-  **Who are authority figures in your life?**
-  **Who are some additional authority figures?**
-  **How do you show respect to them?**
-  **What are other ways you can show respect to them?**

Gather the class together to continue the discussion. Be aware of different family situations students are in.

-  **Why do you think it's good to have authority figures?** *(Adults have more experience and wisdom. Parents and teachers make rules so you won't hurt yourself or others.)*
-  **One way of showing respect to authority figures is to honor them. What do you think it means to honor a person?** *(Talk with your students to help them understand honor is respect or high regard shown for the person in some way.)*
-  **How can you honor the authority figures in your life?** *(These answers may be similar to what they said about showing respect. Encourage specific examples.)*

In today's story, we'll see how Jesus honored His parents when He was young.




Free! Downloadable
Options for Steps 1 and 4.
RealLifeDownloaded.com

STEP 2 ▶

Bible Learning
(15–20 minutes)

Bible Basis:

God commands respect for parents (Exod. 20:12). As a boy, Jesus learns to obey His parents (Luke 2:41-52).



Objective: That your students will discuss how Jesus followed the commandment to honor His parents.

Materials:

- Bible Adventures pp. 2–3
- “The Ten Commandments” Teaching Aid
- Bibles

At 13, Jewish boys were considered adults. In today’s story, we see Jesus as a 12 year old. He was at the awkward age of not quite being grown up and at the same time too old to be a child.

Bible Study

You’ll want to display “The Ten Commandments” Teaching Aid again so students may refer to it. Distribute Lesson 3 of *Bible Adventures*. Have students turn to the Bible study on pages 2 and 3, “Misunderstood.” Ask a student to read the first two paragraphs, and another to read the two footnotes as they are reached. Then ask preteens to look up and read Luke 2:43-44.

- ▶ **What did Jesus do when Mary and Joseph started back home?** (*He stayed behind in Jerusalem.*)
- ▶ **Why didn’t Jesus’ parents miss Him right away?** (*They thought He was with His family [cousins, aunts, uncles] or with friends.*)

Choose a volunteer to read the first Scripture Spotlight section, Luke 2:45-47.

BIBLE STUDY BASED ON EXODUS 20:12; LUKE 2:41-52

Have you ever seen this person?

Call 1-800-555-8558 with information

MISUNDERSTOOD

¹The temple Jesus knew was the one King Herod started building about 20 B.C.

Every spring, Mary and Joseph traveled from Nazareth to the temple in Jerusalem¹ to celebrate the Passover² feast. This feast recalled the first Passover meal that their ancestors had eaten on the

night they were freed from slavery in Egypt. Just as the Israelites had done that night, Jesus and His parents would eat roast lamb, bitter herbs, and unleavened bread.

Although each Jewish town had a synagogue for worship, there was only one temple, the one in Jerusalem. When Jesus was 12 years old,³ He could finally go along with Mary and Joseph.

Read Luke 2:43-44. What did Jesus do when Mary and Joseph started back home? Why didn’t Jesus’ parents miss Him right away?

SCRIPTURE SPOTLIGHT
Luke 2:45-50
When they did not find him, they went back to Jerusalem to look for him. After three days they found him in the temple courts,


²Sacrifices were a part of Passover, and they could be made only at the temple. That’s why it was necessary to make the trip to Jerusalem.

2

- ▶ **How do you think Mary and Joseph felt while they were looking for Jesus?** (*They were probably frantic. The more time that passed without finding Him, the more they probably worried.*)
- ▶ **What was Jesus doing when they found Him?** (*He was in the temple courts, sitting with the teachers there, listening to them and asking them questions.*)
- ▶ **Have you ever gotten lost? How did your parents react?** (*Allow any students to share their experiences. If you are a parent and one of your children has gotten lost, share how you felt about it.*)

Ask another volunteer to read the next Scripture Spotlight section, Luke 2:48-50. Then discuss these questions. The second question in this grouping is not found in *Bible Adventures*.

- ▶ **All parents misunderstand their children sometimes. Why might it have been even easier for Jesus’ parents to misunderstand Him?** (*They knew He was God’s Son, but perhaps in their day-to-day lives they didn’t know what to expect.*)
- ▶ **How was Jesus different from all other 12 year olds?** (*Jesus was God’s Son, so He was sinless, perfect.*)



¹From the time a Jewish boy turned 12, he was required to attend the Passover in Jerusalem.

sitting among the teachers,² listening to them and asking them questions. Everyone who heard him was amazed at his understanding and his answers.

misunderstanding might have been avoided?

Jesus gave us a good example of how we can respect and honor our parents, even when they don't seem to understand us.


Read Exodus 20:12 and Luke 2:51-52. How did Jesus honor His parents in spite of the fact that they didn't understand Him? What was Mary's response? What was Jesus' reward for honoring His parents? (Hint: see verse 52.)

²These men had studied God's laws in great detail. They spent hours teaching, explaining, and defending the Scriptures.

How do you think Mary and Joseph felt while they were looking for Jesus? What was Jesus doing when they found Him? Have you ever gotten lost? How did your parents react?

When his parents saw him, they were astonished. His mother said to him, "Son, why have you treated us like this? Your father and I have been anxiously searching for you."
"Why were you searching for me?" he asked. "Didn't you know I had to be in my Father's house?" But they did not understand what he was saying to them.

All parents misunderstand their children sometimes. Why might it have been even easier for Jesus' parents to misunderstand Him? What caused the misunderstanding between Jesus and His parents? How do you think the



3

▶ **What caused the misunderstanding between Jesus and His parents?** (*Scripture doesn't record that He told them He would be staying in the temple area. Jesus knew that His place was in His heavenly Father's house, but Mary and Joseph probably did not realize that.*)

▶ **How do you think the misunderstanding might have been avoided?** (*Jesus could have told them that He needed to stay.*)

Have someone read the transitional paragraph, then have two volunteers read Exodus 20:12 and Luke 2:51-52 after the class has found the passages in their Bibles. Then discuss these final questions.

▶ **How did Jesus honor His parents in spite of the fact that they didn't understand Him?** (*He willingly came with them when they found Him in the temple area. He went home with them and was obedient to them.*)

▶ **What was Mary's response?** (*Mary "treasured all these things in her heart."*) Ask students to state this in their own words. Explain that Mary kept the events from Jesus' growing up years as secret, special memories.

▶ **What was Jesus' reward for honoring His parents?** (*See verse 52. Have students put this in their own words. Then explain that this means He grew stronger and wiser as a human being, and He was pleasing to God and to others.*)

Bible Review

- ▶ **Have you ever been in a misunderstanding similar to the one in today's lesson? How did you react with your parents?** (*Some preteens may hesitate to respond. Let those students who wish to share tell what happened to them.*)
- ▶ **What does this story about Jesus teach you about how to react when you have a misunderstanding with your parents?** (*You can explain your actions but still obey your parents and treat them with love and respect.*)

Jesus was God's Son, but He also lived with human parents. Jesus knew God must be the first priority in His life. However, by treating His earthly parents with respect, Jesus showed His love for God. Jesus showed that His parents were worthy of honor as well.

Optional Activity

If you have a longer class period, you may do an interview between Mary, Joseph, and a Bible-time reporter. The reporter could ask them to discuss their feelings as they were searching for Jesus and how they felt and reacted when they found Him.

STEP 3

Bible Application
(5–10 minutes)



Objective: That your students will consider how the whole family benefits when young people honor their parents.

Materials:

- Bible Adventures p.1, pencils

Memory Work

- ▶ **How do you react to people who are rude or become angry with you in a disagreement?** (*Students may admit that sometimes they get angry, argue harder, call them names, feel hurt.*)
- ▶ **How does that kind of reaction affect the problem?** (*It makes the problem worse, makes you want to pick on the person, doesn't settle anything.*)
- ▶ **How do you react to people who are polite or see your side of the problem?** (*You are willing to hear their side, talk it over with them, be polite to them.*)
- ▶ **What effect does that kind of reaction have on a disagreement?** (*It's easier to resolve the disagreement; you can be friends with the other person and respect him even if the two of you disagree.*)

Have students turn to page 1 in *Bible Adventures*. Read the directions. Give your students a few minutes to look at the three situations and answer the questions. Let the students share their answers. Some students may suggest discussing an alternative with parents. Others may suggest obeying immediately with no discussion. Some may suggest trying to avoid the responsibility in some way.

Read the Key Verse, Proverbs 1:8, together.

- ▶ **What is the Key Verse directing us to do?** (*It definitely states that we should listen to our parents and follow their teaching.*)

The word *son* means child in this instance—not just a male person.

- ▶ **What are some of the “instruction” and “teaching” that are being referred to here?** (*Things that need to be known for everyday living and directions on how to do things. The most important teaching or instruction is that which tells us about Jesus and the plan of salvation.*)

We may not always agree with our parents, but we can learn to disagree in a respectful way. By treating parents with honor we can bring joy to them and cause others to have a good opinion about our family.

STEP 4 ▶

Life Response
(5–10 minutes)

Bible Truth:

Jesus tells us to honor our parents.

Objective: That your students will choose a specific way to honor their parents this week.

Materials:

- ☐ *Bible Adventures* p. 4, pencils
- ☐ Construction paper, scissors, glue

Have your students turn to page 4 in *Bible Adventures*. You will need construction paper, scissors, and glue to do this page.

In order to really honor our parents, we need to do more than just say we respect them. How we honor them should come from our love for Christ and our parents. This honor needs to be shown by our actions.

- ▶ **What kinds of things do you think Jesus might have done to show His love and honor for Mary and Joseph?** (*He might have carried water, brought in firewood, helped in the carpenter shop, or fed the family's animals—if they had any.*)

We all have someone who is special to us. On this Father's Day we are going to think especially of our dads, grandparents, or someone who is special to us.

- ▶ **What are some things we can do to show that person we really care about him?** (*Help with yard work, wash the car, make breakfast, spend special time with him.*)

The two panels on this page will help you make a Father's Day card with coupons to be filled out by you and given to your father or another special person in your life. When you are filling out the coupons, think of something that would show your love and respect for that person. The coupons have an expiration date that you can fill in. In that way, you can offer to do something on two different days. That fact will remind you that you are to love and honor this person all the time, not just on a special day like Father's Day.

Have your students follow the directions for constructing the card and filling in the coupons. Allow the students to be creative with the inside message.

Closing Activity

Close with prayer. You can start the prayer by saying, "Thank You, God, for my parents. Help me to honor and respect them by . . ." Students can take turns adding their own thoughts. (They could use some of the ideas from the coupons they just completed.) When everyone has had a turn, close the prayer with "In Jesus' name we pray. Amen."

Send home the Father's Day cards with coupons.

Optional Activity

In your prayer journal, write some practical ways to honor your parents this week and check them off as you do them (example: do chores without complaining, say "thank you"). Don't forget to review the memory verse and keep track of prayer requests and answers.

